

# SPEED

## A new Collision Repair System



Most accidents occur at such low speeds that they do not cause any structural damage.

SPEED has a draw aligner for quick and cost effective repair of cosmetic bodywork damage. In the same setup you can repair other collision damage quick and easy.

SPEED has a lifting capacity of 2,500 kg and can be used with most vehicles on the market.

# CAR-O-LINER®

Excellence in Collision Repair

# SPEED can handle it

***As traffic density increases in cities and populated areas, the number of fender-benders grow. Today, more than 80% of accidents occur at such low speeds that they do not cause any structural damage to the vehicles involved.***

***Body shops can benefit considerably by focusing their resources on repairing this kind of cosmetic damage quickly and cost-effectively.***

SPEED is a new collision repair system for well-equipped bodywork shops ...

SPEED is the right choice for bodywork shops that already have one or more full-size alignment benches. After diagnosis, cars with superficial damage can be transferred to the SPEED lift. This keeps the large benches free for more advanced work and increases overall workshop capacity.

... and for repair and paintwork shops

SPEED is also the perfect choice for vehicle repair and paintwork shops wanting to expand operations and branch out into light bodywork.





SPEED benefits both your staff and your finances

The ergonomic design makes the work easier. Because there are no ramps or posts around the vehicle, accessibility is excellent. Moreover, you can quickly and easily raise the car to the most comfortable height for each operation you need to perform. Improved ergonomics ensure that work progresses faster and more easily.

An investment in SPEED also gives direct results in the form of improved workflow, because you no longer need to move the car between different workstations. This improves quality and reduces complaints, while raising revenues through shorter turnaround time and better utilization of workshop resources.

*SPEED can handle most sheet metal damage. But unlike an ordinary alignment bench, you can almost do the entire job using SPEED. This means considerable savings in time and effort, because you avoid moving the car back and forth between different workstations for steps such as disassembly, alignment, welding, sanding and filling.*

# SPEED saves time and money

***SPEED will pay for itself very fast. Your shop gains the capacity to perform light bodywork quicker and easier than on a larger bench or rack. Other collision damages can also be quickly repaired with perfect accessibility in the same setup.***



*1. SPEED is so low that you can drive/roll the car over the lifting platform – no ramps or additional equipment necessary. This saves you time and money.*

SPEED increases efficiency

SPEED is designed to reduce setup time so you can realign cosmetic sheet metal damage at a lower cost than using a conventional alignment bench.

With SPEED all repair and service operations can be performed quickly and effectively using a

single setup. Unnecessary interruptions, movements and additional setup time disappear. This yields substantial gains in efficiency that will benefit the workshop, insurance companies and vehicle owners.

*4. SPEED can be raised and lowered to the most comfortable working position for every operation. Accessibility is perfect around the entire vehicle.*





2. It only takes a couple of seconds to “snap-on” SPEED’s convenient 5-ton draw aligner.



3. The draw aligner can be adjusted to any position. It is self-locking and easy to mount in the right spot.

5. Then it’s time to lock the car in position with the chassis clamps and start the aligning work.



# SPEED is ahead of its time

**The number of fender-benders is growing steadily. This means increasing demand for efficient means of repairing superficial sheet metal damage and other light bodywork. In this market, SPEED will play a crucial role.**

**SPEED is a well-conceived and future-proof system that will be around for years to come.**

**SPEED is patent-pending, protected by the Registered Designs Act, thoroughly tested and CE approved.**

## Standardized accessories


SPEED has all the accessories you could possibly need. It is also compatible with the accessories developed for Car-O-Liner's larger benches.

The accessories you buy for your first SPEED will fit later models. This means that you can successively expand your operations with multiple SPEED using the same draw aligners and other accessories. This reduces investment costs and makes sense financially over the long term.

SPEED mounts in the floor with expansion-shell bolts. Installation is easy and takes only about an hour. Detailed installation instructions are included.

The SPEED Lifting Platform is available with a snap-in drawaligner for use in one end (SPEED) or in both ends (SPEED Plus).

Laser-cut components in high-durability steel guarantees high precision in dimensions and solid mounting for the supporting arms and the draw aligner.

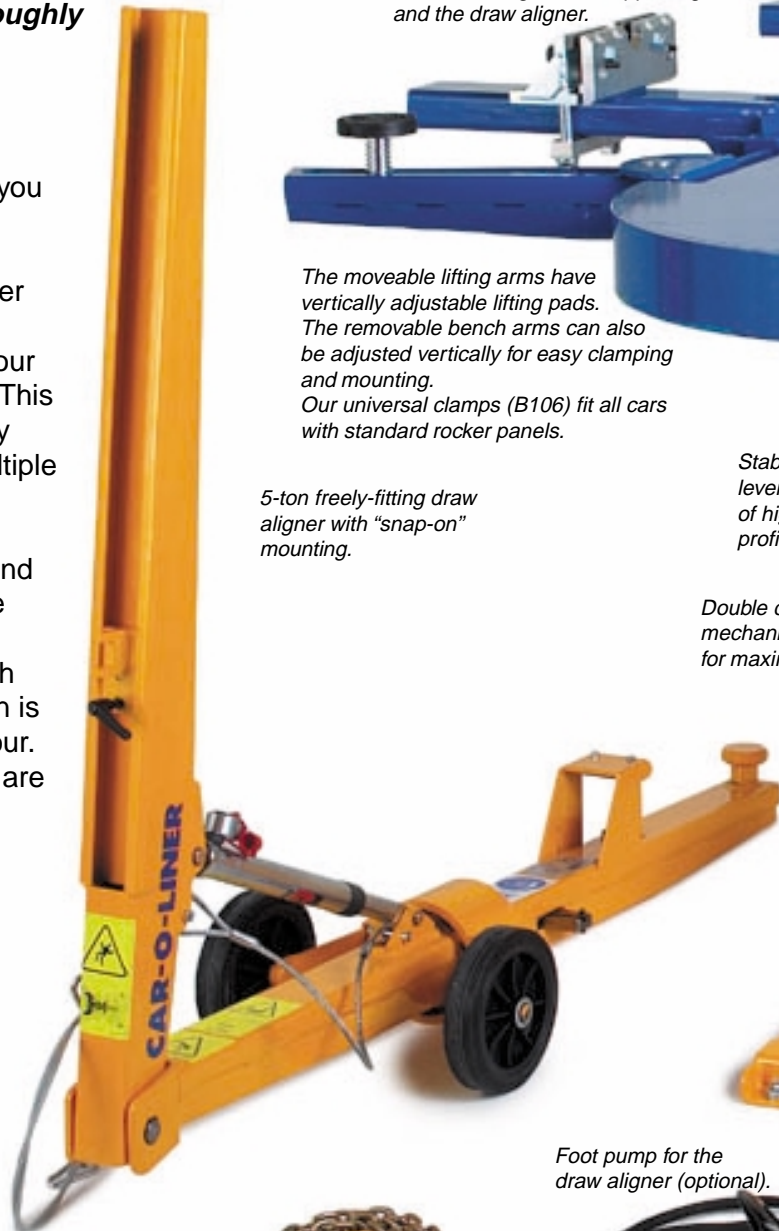


The moveable lifting arms have vertically adjustable lifting pads. The removable bench arms can also be adjusted vertically for easy clamping and mounting. Our universal clamps (B106) fit all cars with standard rocker panels.

5-ton freely-fitting draw aligner with "snap-on" mounting.

Stable compound leverage floor lift built of high-durability steel profiles.

Double cylinders and mechanical safety lock for maximum safety.



Foot pump for the draw aligner (optional).



Universal 5-ton pull chain.





*SPEED Check is a device for quick and easy comparative measuring.*

*Hydraulic Power Unit for wall or floor mounting.*

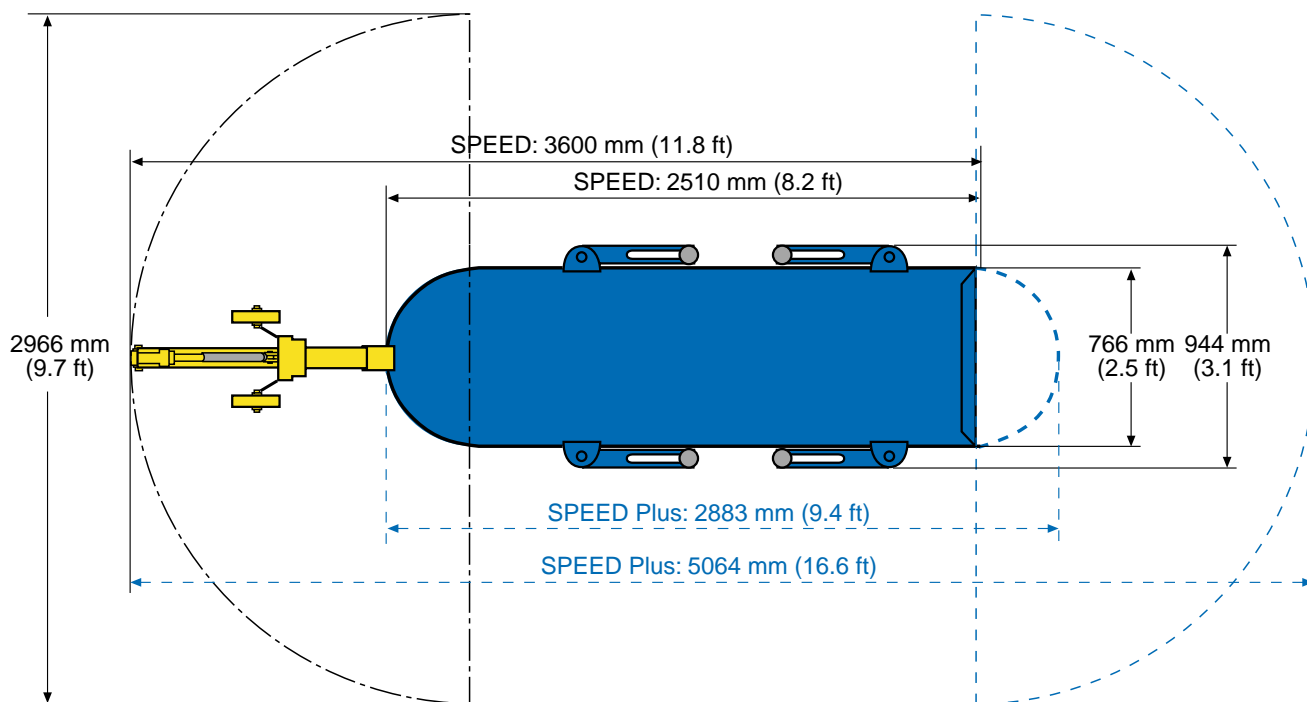


*Lifting pad extensions (optional).*

# Dimensions and specifications

## Technical data:

Total weight, lift and work platform	550-600 kg 1.200-1.300 lbs	Hydraulic pressure	210 bar/3.050 psi
Lifting time	from 104-1600 mm from 4-63 in	Max. vehicle weight	2 500 kg/5.500 lbs
	40-50 s 40-50 s	Sound level	Below 70 dB(A)
Lifting platform		Electrical voltage, 3 phase, 50 Hz	200/220/400 V
		1 phase, 60 Hz	110/220 V
length, SPEED	2510 mm/8.2 ft	Hydraulic hose length	7 m/22.3 ft
SPEED Plus	2883 mm/9.4 ft	Cable to control box	10 m/32.8 ft
width	766 mm/2.5 ft	Electrical cable length	4 m/13.1 ft
min. height	104 mm/0.3 ft	Air connection, pressure	max 10 bar/145 PSI
max. height	1600 mm/5.2 ft		



SPEED is patent-pending and protected under the Registered Designs Act.  
The technical data listed above may change without prior notice.

## CAR-O-LINER®

Box 7  
SE-736 21 KUNGSÖR  
SWEDEN  
Tel. +46 (0)227 41200 Fax. +46 (0)227-319 00  
www.car-o-liner.se  
info@car-o-liner.se